


R-LINE[®]

TRACK WITH UPLIGHT



CERTIFICATIONS & COMPLIANCE



FEATURES

5 YEAR
limited
led warranty

CHANNEL



R1

R2

PERFORMANCE

- Modular 48V track system
- Combine linear, curve, and track
- Patented technology for curved track

CONFIGURATIONS



Linear

Corner

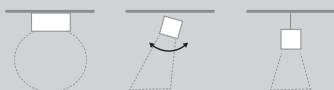
Curve

MOUNTING



Indirect
Suspended

INSET OPTIONS



Opal

Spotlight

Decorative

Catalog Number Example

RLTR-R1-PDT-BLBL-27K-C90-BW-48V-010V-2C-700LF-8WF-LS-M90-02

A B C D E F G H I J K

A PRODUCT

R1 Track 1" track RLTR-R1
R2 Track 2" track RLTR-R2

B MOUNTING

Pendant Cable PDT
Pendant Stem *coming soon* STM
Custom Mount XXX
custom mount, please contact BASO

C HOUSING COLOR

Black RAL9005 BL
White RAL9016 WH
Custom RAL XX
custom RAL, please contact BASO

PENDANT HARDWARE COLOR

sub option

Black BL
White WH
power feed, stem & canopy cover only; AC cable & barrel mount come in silver

D UPLIGHT CCT/CRI

2700K / CRI >90 27K - C90
3000K / CRI >90 30K - C90
3500K / CRI >90 35K - C90
4000K / CRI >90 40K - C90

E UPLIGHT LENS

Opal OP
Batwing BW

VOLTAGE

48V low constant voltage 48V
remote driver required (see driver cutsheet)

F DIMMING

0-10V 1% dimming 010V

G CIRCUIT

2 Circuit (1) circuit track, (1) circuit uplight 2C
3 Circuit (2) circuit track, (1) circuit uplight 3C
uplight is always on separate circuits

H UPLIGHT OUTPUT

350 lm/ft. 4w/ft. 350LF - 4WF
700 lm/ft. 8w/ft. 700LF - 8WF

I SHAPE/PATTERN

Linear ST
L-Shape (90°) LS
□-Shape rectangular shape (90°) RS
U-Shape (90°) US
Z-Shape (90°) ZS
Custom Pattern CP
custom angles and patterns, please contact BASO

J CORNERS

No Corners *
Mitered 90° M90
Curved Radius 18"/90° R18
Curved Radius 24"/90° R24
Curved Radius 36"/90° R36
custom radius and angles, please contact BASO
*leave empty

K DIMENSIONS *1" increments only*

2' 0" min. length 02
4' 0" 04
6' 0" 06
8' 0" 08
Shape / Pattern XX
Custom XX
custom pattern, please contact BASO

Optional Accessories

ships separately

L BLIND COVERS

Blind Cover 1" flush with R1 track B1
Blind Cover 2" *coming soon* B2
includes field cuttable blind cover (end to end)

Other Options

+ TRACK WITHOUT UPLIGHT

see R-Line Track cutsheet

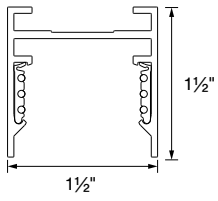
BASO
basolighting.com

CS-V01

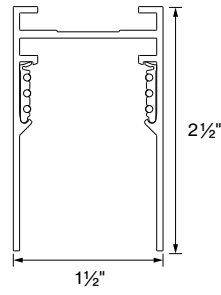
01/2025

DIMENSIONS

R1

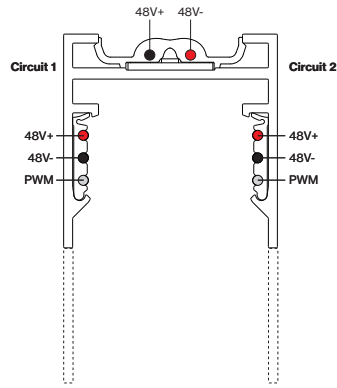


R2

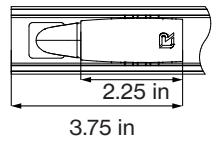


POWER TRACK CIRCUITRY

R1/R2

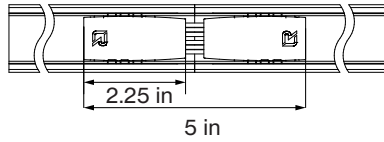


POWER FEED



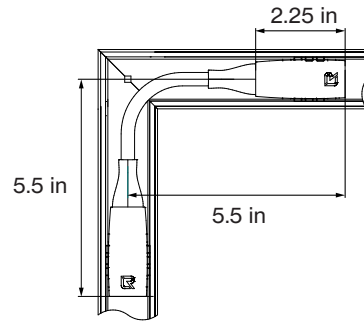
Insets cannot be placed on top of power feeds and electrical connectors.

ELECTRICAL CONNECTOR



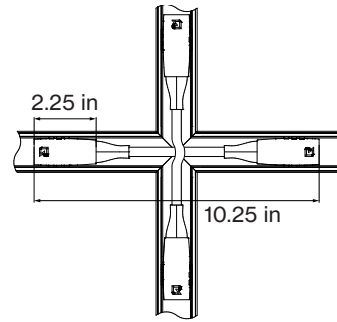
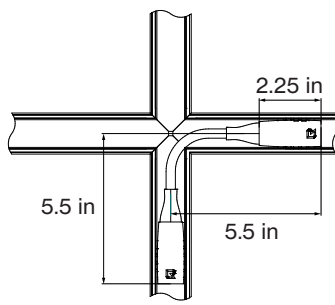
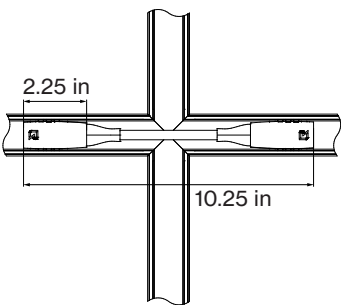
ELECTRICAL CONNECTOR

L-Configuration



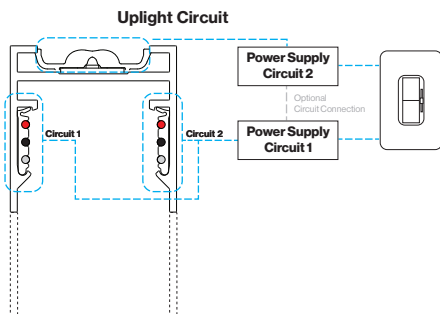
ELECTRICAL CONNECTOR

X-Configuration



CIRCUIT DIAGRAM

Single Circuit with Uplight
(With options to control together)



Two Circuit w/ Uplight

