




M-LINE INSETS - LINEAR



CERTIFICATIONS & COMPLIANCE



FEATURES



PERFORMANCE

- Magnetic inset attachment
- CRI > 90

INSET TYPE

Opal Flush



10 Business Days for all QuickShip items

- Maximum quantity: 25 pieces
- "QuickShip" must be clearly listed on PO.
- QuickShip items must be on Separate Purchase Order.
- QuickShip orders must be received with complete and correct catalog numbers.
- Variant request will not qualify for QuickShip program.
- QuickShip orders must be received before 2 pm EST. After 2 pm, shipping will be based on the next business day.
- QuickShip orders are based on standard BASO Lighting terms for payment.
- Order change of any type will affect shipping times.
- Partial shipments may be required based on current factory inventory.

Catalog Number Example

MLINS-1.1OPALF-30K-C90-010V-0390LF-2FT

A B C D E F G

A RANGE

QS M-LINE inset MLINS

E DIMMING

QS 0-10V 1% single control 0 10 V

B INSET TYPE

QS Opal flush 1 . 1 OPALF
Opal flush 1 . 2 OPALF

F OUTPUT LM/FT

QS 390 lm/ft 0 3 9 0 L F
450 lm/ft 0 4 5 0 L F
Opal flush

C CCT

QS 3000 K 3 0 K
QS 3500 K 3 5 K

G DIMENSIONS IN FEET

QS 2 feet 11 W 2 F T
QS 4 feet 22 W 4 F T

D CRI

QS CRI > 90 C 9 0

M-LINE Mounting Instructions

Get access to the M-LINE mounting instructions faster by scanning the QR code.

<https://www.basolighting.com/resources/mounting-instructions/m-line>



BASO
basolighting.com



M-LINE

INSETS - MULTISPOT



Catalog Number Example

MLINS-1.2MULTI-30K-C90-010V-1FT

A B C D E F

A RANGE

GS M-LINE inset MLINS

E DIMMING

GS 0-10V 1% single control 010V

B INSET TYPE

GS 31° multi spot 1.2MULTI

F DIMENSIONS IN FEET

GS 1 foot 7.2 W 1 FT

C CCT

GS 3000 K 30K

GS 3500 K 35K

D CRI

GS CRI > 90 C90

CERTIFICATIONS & COMPLIANCE



FEATURES

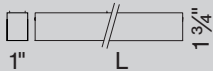


PERFORMANCE

- Low glare
- Magnetic inset attachment
- CRI > 90
- Quiet illumination high output

INSET TYPE

Multispot

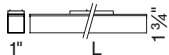


10 Business Days for all QuickShip items

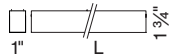
- Maximum quantity: 25 pieces
- "QuickShip" must be clearly listed on PO.
- QuickShip items must be on Separate Purchase Order.
- QuickShip orders must be received with complete and correct catalog numbers.
- Variant request will not qualify for QuickShip program.
- QuickShip orders must be received before 2 pm EST. After 2 pm, shipping will be based on the next business day.
- QuickShip orders are based on standard BASO Lighting terms for payment.
- Order change of any type will affect shipping times.
- Partial shipments may be required based on current factory inventory.

Linear lenses

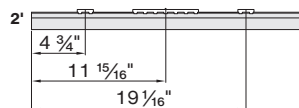
opal



multi spot

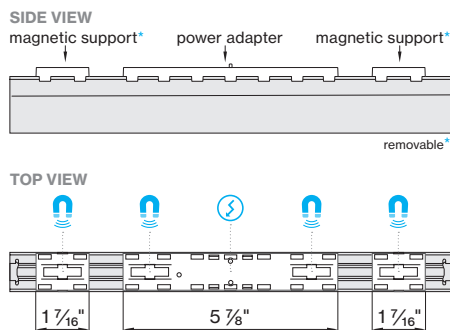
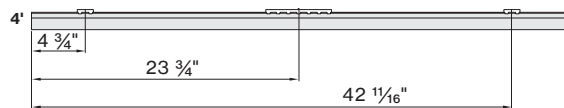


Inset distances



INSET LENGTHS

NOMINAL L	DIMENSIONS
2'	23 13/16"
4'	47 7/16"



M-LINE Mounting Instructions

Get access to the M-LINE mounting instructions faster by scanning the QR code.

<https://www.basolighting.com/resources/mounting-instructions/m-line>

