


M-LINE TULIP



CERTIFICATIONS & COMPLIANCE



FEATURES

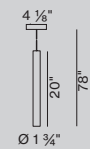
5 YEAR
limited
led warranty

PERFORMANCE

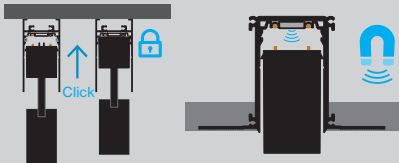
- Magnetic inset attachment
- CRI > 90
- Safety catch locking

INSET TYPE

TULIP



MAGNETIC ATTACHMENT



Catalog Number Example

MLINS-TULP-BL-35K-C90-010V-0370LM

A B C D E F G

A RANGE

M-LINE inset MLINS

E CRI

CRI > 90 C90

B INSET TYPE

TULIP TULP
flood 37*

for specific stem/cable lengths, please
contact customer service

F DIMMING

0-10V 1% single control 010V

0-10V 1% dual control* DC10

*two 0-10V dimming outputs

wiring diagram is on power supply page

C COLOR

White WH

Black BL

G OUTPUT LM

370 lm / 10 W 0370LM

D CCT

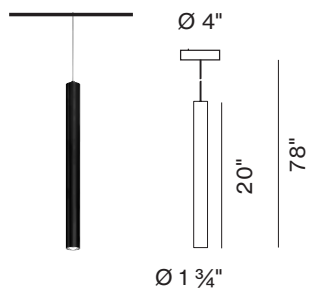
2700 K 27K

3000 K 30K

3500 K 35K

4000 K 40K

TULIP
pendant



M-LINE
Mounting Instructions

Get access to the M-LINE mounting instructions faster by scanning the QR code.

<https://www.basolighting.com/resources/mounting-instructions/m-line>

