

# M-LINE SQUARE



## CERTIFICATIONS & COMPLIANCE



## FEATURES

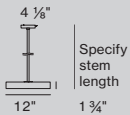
**5 YEAR**  
limited  
led warranty

## PERFORMANCE

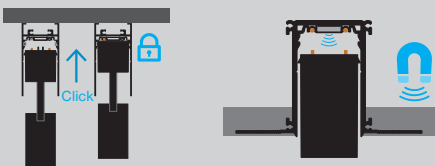
- Decorative pendant shapes
- Magnetic inset attachment
- CRI > 90
- Safety catch locking

## INSET TYPE

SQUARE



## MAGNETIC ATTACHMENT



## Catalog Number Example

MLINS-SQUARE-BL-27K-C90-010V-1000LM

A B C D E F G

### A RANGE

M-LINE inset MLINS

### E CRI

CRI > 90 C90

### B INSET TYPE

SQUARE SQUARE

for specific stem/cable lengths, please  
contact customer service

### F DIMMING

0-10V 1% single control 010V

0-10V 1% dual control\* DC10

\*two 0-10V dimming outputs

wiring diagram is on power supply page

### C COLOR

Black BL

### G OUTPUT LM

1000 lm / 10 W 1000LM

### D CCT

2700 K 27K

3000 K 30K

3500 K 35K


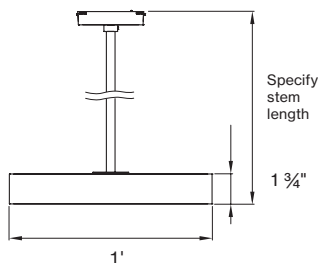
4000 K 40K

### H STEM LENGTH

Not field cuttable

Specify length ###IN

### ROUND pendant



### M-LINE Mounting Instructions

Get access to the M-LINE mounting instructions faster by scanning the QR code.

<https://www.basolighting.com/resources/mounting-instructions/m-line>

