

M-LINE SPOT 32



CERTIFICATIONS & COMPLIANCE



FEATURES

5 YEAR
limited
led warranty

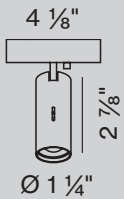


PERFORMANCE

- SPOT 32 beam angle 17° - 43°
- Up to 400 lm output
- Magnetic inset attachment
- CRI > 90
- Safety catch locking
- Honeycomb louver accessories

INSET TYPE

SPOT 32 FOCUS



COLOR OPTIONS



White



Black

ADJUSTABLE BEAM ANGLES

SPOT 32 beam angle 17° - 43°



Catalog Number Example

MLINS-SPOT32-WH-27K-C90-010V-0400LM

A B C D E F G

A RANGE

M-LINE inset MLINS

B INSET TYPE

CS SPOT 32 FOCUS SPOT32
17° - 43° beam angle

C COLOR

White WH
CS Black BL

D CCT

2700 K 27K
CS 3000 K 30K
CS 3500 K 35K
4000 K 40K

E CRI

CRI > 90 C90

F DIMMING

CS 0-10V 1% single control 010V
0-10V 1% dual control* DC10
*two 0-10V dimming outputs
wiring diagram is on power supply page

G OUTPUT LM

CS 400 / 9 W 0400LM
SPOT 32

Accessories

HONEYCOMB LOUVER

max. 1 piece / lamp

TYPE

CODE

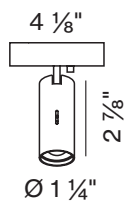
SPOT 32 FOCUS N07-1965168

for other filters, please contact customer service



DIMENSIONS

INSET TYPE
SPOT 32 FOCUS




M-LINE **Mounting Instructions**

Get access to the M-LINE mounting instructions faster by scanning the QR code.

<https://www.basolighting.com/resources/mounting-instructions/m-line>



M-LINE SPOT 55



CERTIFICATIONS & COMPLIANCE



FEATURES

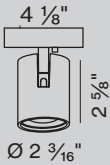
5 YEAR
limited
led warranty

PERFORMANCE

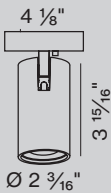
- Beam angle 14°, 23°, 36° or 60°
- Magnetic inset attachment
- CRI > 90
- Safety catch locking
- Up to 1900 lm output
- Honeycomb louver available

INSET TYPE

SPOT 55



SPOT 55



COLOR OPTIONS

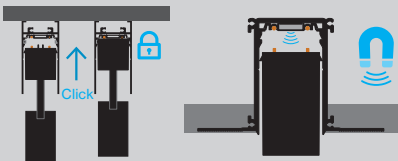


White



Black

MAGNETIC ATTACHMENT



Catalog Number Example

MLINS-SPOT55-WH-35K-C90-SP-010V-0700LM

A B C D E F G H

A RANGE

M-LINE inset MLINS

B INSET TYPE

SPOT 55 SPOT55

C COLOR

White WH
Black BL

D CCT

2700 K 27K
3000 K 30K
3500 K 35K
4000 K 40K

E CRI

CRI > 90 C90

F LIGHT DISTRIBUTION

14° spot SP
23° medium MD
36° flood FL
60° wide flood* WI
*11 W and 15 W only

G DIMMING

0-10V 1% single control 010V
0-10V 1% dual control* DC10
*two 0-10V dimming outputs
wiring diagram is on power supply page

H OUTPUT LM

700 lm / 11 W 0700LM
1100 lm / 15 W* 1100LM
1900 lm / 28 W* 1900LM
*0-10V dual channel only

Accessories



HONEYCOMB LOUVER

max. 1 piece / lamp

for other filters, please contact customer service

TYPE

CODE

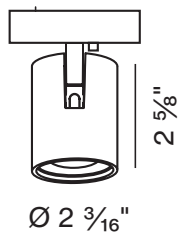
SPOT 55 N07-1965198

DIMENSIONS

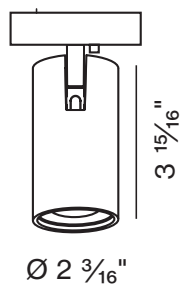
SPOT 55

14°, 23°, 36° or 60° beam angle

11W / 15W



30W



M-LINE Mounting Instructions

Get access to the M-LINE mounting instructions faster by scanning the QR code.

<https://www.basolighting.com/resources/mounting-instructions/m-line>

