

BASO 2.5 DIRECT



CERTIFICATIONS & COMPLIANCE

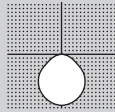


FEATURES



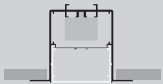
PERFORMANCE

- Up to 106lm/W efficiency
- 455 / 750lm/ft
- CRI > 80 & CRI > 90
- IC & Damp rated



MOUNTING

Recessed



PATTERNS



*X Shapes Angular Curves Rectangular *T Shapes *Wall to Ceiling


For customization, please contact customer service

FIELD-CUTTABLE FLEX

Down to 1/16"



[link to video](#)



Catalog Number Example

BASO 2.5-RTR-BL-LBM-OP-30K-C80-UNV-010V-0500LF-NLC-ST-24IN

A B C D E F G H I J K L M

A RANGE

BASO 2.5 B A S O 2 . 5

I SENSOR (optional)

Integrated Sensor S E N
consult customer service for sensor request

B MOUNTING

CS Recessed trimless	R T L
CS Recessed with trim	R T R
CS Armstrong Suprafine 9/16" G	A 9 G
CS Armstrong Interlude 9/16" SG	A 9 S
CS Armstrong Silhouette 9/16" BSG	A 9 S
CS Armstrong Prelude 15/16" G	A 1 5
CS 9/16" Grid (any brand)	9 G R
CS 9/16" Slot Grid (any brand)	9 S G
CS 15/16" Grid (any brand)	1 5 G
Custom	X X X

J OUTPUT LM/FT

CS 500lm/ft 100% ↓	0 5 0 0 L F
CS 750lm/ft 100% ↓	0 7 5 0 L F
CS 1000lm/ft 100% ↓	1 0 0 0 L F
Custom lm/ft	X X X X L F

custom lumen up to 1200 lm/ft

C COLOR

CS White	W H
CS Black	B L
Gray	G R
Custom color RAL	X X

trimless version available in white only

K CIRCUIT / EM

CS Single circuit	*
EMC night light circuit	N L C
EMB available in 4ft and 8ft	E M #

*leave blank

D LENS

HP opal cover O P

L SHAPE / PATTERN

CS Linear / straight	S T
CS Linear / straight + flex inset	S F

includes 1ft. field-cutable section; only available for 4' and 8' segments

L-shape	L S
□-shape (rectangular shape)	R S
U-shape	U S
Custom shape	X X

for grid applications using L-shape, rectangular shape or U-shape, please contact customer service for availability

E CCT

2700K	2 7 K
CS 3000K	3 0 K
CS 3500K	3 5 K
4000K	4 0 K

M DIMENSIONS IN INCH

Linear 2'	2 4 I N
CS Linear 4'	4 8 I N
CS Linear 6'	7 2 I N
CS Linear 8'	9 6 I N
Linear custom	### I N
Linear flex inset	### I N
field-cutable section	
L-Shape	### X ### I N
U-Shape	### X ### X ### I N
□-Shape	### X ### I N

for curved options, please see our SHAPES brochure

for lengths including flex insets, round up to the nearest total foot length

F CRI

CRI > 80	C 8 0
CRI > 90	C 9 0

G VOLTAGE

120V / 277V U N V



H DIMMING

CS 0-10V 1%	0 1 0 V
Lutron EcoSystem	L E S 1
Quantum, Vive, GRAFIK Eye, HomeWorks	
Power over ethernet	P O E C
consult customer service for compatibility	
Custom dimming	X X X X
consult customer service for compatibility	

N CERTIFICATION (optional)

Chicago Plenum	C C E A
Red List Approved	D R L A

Technical data

	SIZE TYPE	LED COLOR TEMPERATURE	INPUT WATTS	DELIVERED LM TOTAL	LIGHT DISTRIBUTION	DELIVERED LM DIRECT	DELIVERED LM INDIRECT	OPTICAL EFFICIENCY	LUMINAIRE EFFICACY	
BASO DIRECT										
	e LED	2' linear	40K	8.7W	910lm	100% down	455lm/ft	-	74%	106lm/W
		4' linear		17.5W	1820lm					
		6' linear		25.8W	2740lm					
		8' linear		34.4W	3650lm					
		2' + 2' corner		17.5W	1820lm					
	e² LED	2' linear	40K	14.7W	1500lm	100% down	750lm/ft	-	74%	102lm/W
		4' linear		29.5W	3010lm					
		6' linear		44.2W	4510lm					
		8' linear		59W	6020lm					
		2' + 2' corner		29.5W	3010lm					

for 30K or 35K multiply lm value by 0.96

Patterns top view

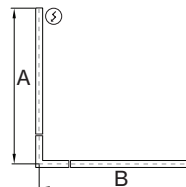
LINEAR

A	FIXTURES	CODE
48"	1 × 4' linear	ST - 04 FT
96"	1 × 8' linear	ST - 08 FT
144"	3 × 4' linear	ST - 12 FT



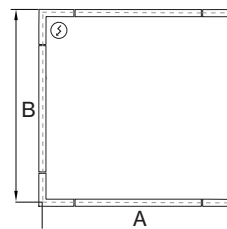
L-SHAPE

A / B	FIXTURES	CODE
48" / 48"	2 × 2' linear + 1 × 2' × 2' corner	LS - 04 X 04 FT
48" / 96"	1 × 2' linear + 1 × 6' linear + 1 × 2' × 2' corner	LS - 04 X 08 FT
96" / 96"	2 × 6' linear + 1 × 2' × 2' corner	LS - 08 X 08 FT



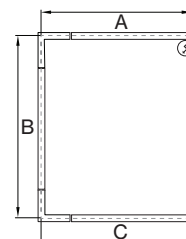
□-SHAPE (rectangular shape)

A / B	FIXTURES	CODE
48" / 48"	4 × 2' × 2' corner	RS - 04 X 04 FT
48" / 96"	2 × 4' linear + 4 × 2' × 2' corner	RS - 04 X 08 FT
96" / 96"	4 × 4' linear + 4 × 2' × 2' corner	RS - 08 X 08 FT



U-SHAPE

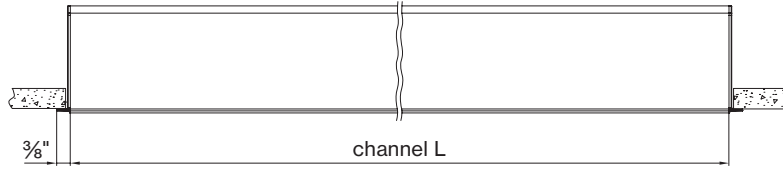
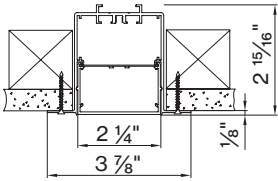
A / B / C	FIXTURES	CODE
48" / 48" / 48"	2 × 2' linear + 2 × 2' × 2' corner	US - 04 X 04 X 04 FT
48" / 96" / 48"	1 × 4' linear + 2 × 2' linear + 2 × 2' × 2' corner	US - 04 X 08 X 04 FT
48" / 144" / 48"	1 × 8' linear + 2 × 2' linear + 2 × 2' × 2' corner	US - 04 X 12 X 04 FT



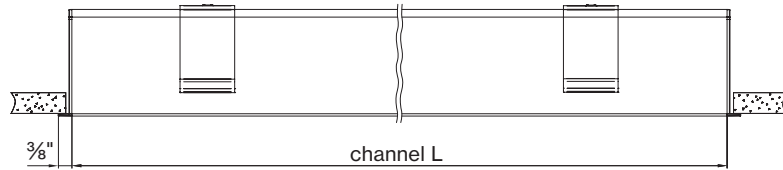
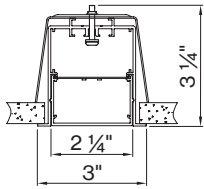
DIMENSIONS

BASO 2.5

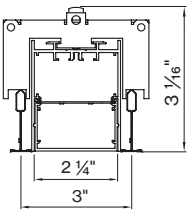
RECESSED trimless



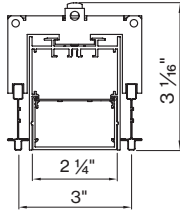
RECESSED with trim



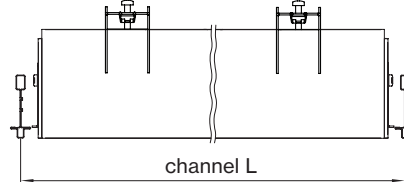
1/16" T-GRID



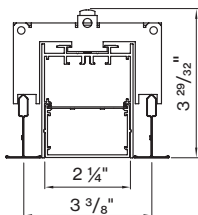
1/16" Slot Grid (any brand)



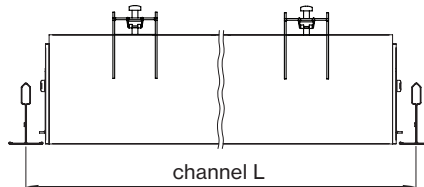
1/16" Grid (any brand) 4ft



15/16" T-GRID



15/16" Grid (any brand) 4ft



Declare.

BASO 1.5 2.5 4.0
BASO Inc.

Final Assembly: Collins, Connecticut, USA
 LBC Exemption: 7 (Metal)
 End of Life Options: Recyclable (80%), Landfill (20%)

Ingredients:
 Aluminum, Phosphoric acid, 2-methyl-, methyl ester, polymer with ethyl 2-oxopropionate, steel, manufacture, chemicals, Copper channel, Cu2O, Steel, metal, components, Polypropylene, brass, SS, Invarred/Invar-G, Invarred/3/16 Copper, Stainless Steel, Tin, Organic Silicon

LBC Temp Exemption RECO2 - Small Electrical Components

Living Building Challenge Criteria Compliance

H1 Red List:
 LBC Red List Free: Disposed 100% at 100ppm
 LBC Red List Approved: VOC Content: Not Applicable (Coated)
 H1 Interior Performance: Not Applicable
 H1 Responsible Sourcing: Not Applicable

BAS-0002
 8/11/2023
 Original Issue Date: 2023

INTERNATIONAL LEANING FORUM MATRIFOR™ - Improving Building Material

BASO mounting instructions

Get access to the BASO 2.5 mounting instructions faster by scanning the QR code.

<https://www.basolighting.com/resources/mounting-instructions/baso>

